






DERBY
REAL
ESTATE
TRENDS

HOUSING
MARKET
REPORT
NOV. 2019


MEDIAN
SALES
PRICE

Condo /
Co-Op:

\$166,000

Single Family:

\$215,000

Multi Family:

\$263,750






CUMULATIVE DAYS ON MARKET MEDIAN BY LIST PRICE			
	\$0-\$100	32	\$700-\$800
	\$100-\$150		\$800-\$900
	\$150-\$200	36	\$900-\$1,000
	\$200-\$250	56	\$1,000+
	\$250-\$300	118	
	\$300-\$350		
	\$350-\$400	67	
	\$400-\$450		
	\$450-\$500		
	\$500-\$600		
	\$600-\$700		

ACTIVE LISTINGS BY PRICE POINT					
					
\$0-\$100	32	\$300-\$350	2	\$600-\$700	0
\$100-\$150	3	\$350-\$400	4	\$700-\$800	0
\$150-\$200	17	\$400-\$450	1	\$800-\$900	0
\$200-\$250	12	\$450-\$500	0	\$900-1,000	0
\$250-\$300	6	\$500-\$600	1	\$1,000+	0



# OF SALES BY SELLING PRICE 	\$0-\$100	\$350-\$400	\$800-\$900
	7	1	0
	\$100-\$150	\$400-\$450	\$900-\$1,000
	0	0	0
	\$150-\$200	\$450-\$500	\$1,000+
	5	0	0
	\$200-\$250	\$500-\$600	
	4	0	
	\$250-\$300	\$600-\$700	
	1	0	
	\$300-\$350	\$700-\$800	
	0	0	

MEDIAN
LIST
PRICE

Single Family:  \$232,000	Condo / Co-Op:  \$149,900	
Lot & Land:  \$99,900	Multi-Family :  \$189,900	Residential Rental:  \$