







STRATFORD
REAL
ESTATE
TRENDS

HOUSING
MARKET
REPORT
NOV. 2019






MEDIAN SALES PRICE	Condo / Co-Op:	Single Family:	Multi Family:
	 \$200,000	 \$242,000	 \$285,000

	CUMULATIVE DAYS ON MARKET MEDIAN BY LIST PRICE		
	\$0-\$100	49	\$700-\$800
	\$100-\$150	41	\$800-\$900
	\$150-\$200	73	\$900-\$1,000
	\$200-\$250	57	\$1,000+
	\$250-\$300	82	
	\$300-\$350	46	
	\$350-\$400	50	
	\$400-\$450	464	
	\$450-\$500	138	
	\$500-\$600		
	\$600-\$700		

ACTIVE LISTINGS BY PRICE POINT			
			
\$0-\$100	71	\$300-\$350	31
\$100-\$150	22	\$350-\$400	16
\$150-\$200	23	\$400-\$450	11
\$200-\$250	37	\$450-\$500	12
\$250-\$300	44	\$500-\$600	13
		\$600-\$700	1
		\$700-\$800	7
		\$800-\$900	1
		\$900-1,000	0
		\$1,000+	3



# OF SALES BY SELLING PRICE	\$0-\$100	14	\$350-\$400	5	\$800-\$900	0
	\$100-\$150	2	\$400-\$450	1	\$900-\$1,000	0
	\$150-\$200	9	\$450-\$500	1	\$1,000+	0
	\$200-\$250	20	\$500-\$600	0		
	\$250-\$300	14	\$600-\$700	0		
	\$300-\$350	6	\$700-\$800	0		

MEDIAN LIST PRICE	Single Family:	Condo / Co-Op:
	 \$256,950	 \$219,900
	Lot & Land:	Multi-Family :
	 \$130,000	 \$234,450
	Residential Rental:	
	 \$2,844	