





RIDGEFIELD
REAL
ESTATE
TRENDS

HOUSING
MARKET
REPORT
NOV. 2019

MEDIAN
SALES
PRICE

Condo /
Co-Op:

\$215,000

Single Family:

\$569,500

Multi Family:

\$



CUMULATIVE DAYS ON MARKET MEDIAN BY LIST PRICE

\$0-\$100	53	\$700-\$800	349
\$100-\$150		\$800-\$900	
\$150-\$200	50	\$900-\$1,000	301
\$200-\$250	95	\$1,000+	
\$250-\$300	75		
\$300-\$350	36		
\$350-\$400	113		
\$400-\$450	125		
\$450-\$500	144		
\$500-\$600	185		
\$600-\$700	121		


ACTIVE LISTINGS BY PRICE POINT



\$0-\$100	52	\$300-\$350	8	\$600-\$700	27
\$100-\$150	0	\$350-\$400	15	\$700-\$800	21
\$150-\$200	5	\$400-\$450	14	\$800-\$900	31
\$200-\$250	5	\$450-\$500	25	\$900-1,000	14
\$250-\$300	6	\$500-\$600	38	\$1,000+	73





OF
SALES BY
SELLING
PRICE





\$0-\$100	18	\$350-\$400	1	\$800-\$900	0
\$100-\$150	0	\$400-\$450	2	\$900-\$1,000	3
\$150-\$200	1	\$450-\$500	1	\$1,000+	0
\$200-\$250	3	\$500-\$600	5		
\$250-\$300	1	\$600-\$700	4		
\$300-\$350	1	\$700-\$800	2		


MEDIAN
LIST
PRICE

Single Family:

\$634,000

Lot & Land:

\$725,000

Condo /
Co-Op:

\$288,950

Multi-Family :

\$

Residential
Rental:

\$2,775