











MEDIAN SALES PRICE	Condo / Co-Op:	Single Family:	Multi Family:
	 \$176,500	 \$164,900	 \$128,000

CUMULATIVE DAYS ON MARKET MEDIAN BY LIST PRICE			
	\$0-\$100	19	\$700-\$800
	\$100-\$150	36	\$800-\$900
	\$150-\$200	56	\$900-\$1,000
	\$200-\$250	12	\$1,000+
	\$250-\$300		
	\$300-\$350	52	
	\$350-\$400		
	\$400-\$450		
	\$450-\$500		
	\$500-\$600		
	\$600-\$700		

ACTIVE LISTINGS BY PRICE POINT			
			
\$0-\$100	33	\$300-\$350	3
\$100-\$150	45	\$350-\$400	1
\$150-\$200	58	\$400-\$450	1
\$200-\$250	35	\$450-\$500	3
\$250-\$300	8	\$500-\$600	2
		\$600-\$700	0
		\$700-\$800	0
		\$800-\$900	0
		\$900-1,000	0
		\$1,000+	2



# OF SALES BY SELLING PRICE	\$0-\$100	12	\$350-\$400	0	\$800-\$900	0
	\$100-\$150	15	\$400-\$450	0	\$900-\$1,000	0
	\$150-\$200	13	\$450-\$500	0	\$1,000+	0
	\$200-\$250	10	\$500-\$600	0		
	\$250-\$300	0	\$600-\$700	0		
	\$300-\$350	1	\$700-\$800	0		

MEDIAN LIST PRICE	Single Family:	Condo / Co-Op:	
	\$		
	\$169,900	\$147,450	
	Lot & Land:	Multi-Family :	Residential Rental:
			
	\$	\$217,400	\$