







NEW HAVEN
REAL
ESTATE
TRENDS

HOUSING
MARKET
REPORT
NOV. 2019






MEDIAN SALES PRICE	Condo / Co-Op:	Single Family:	Multi Family:
	 \$150,000	 \$190,200	 \$268,000

	CUMULATIVE DAYS ON MARKET MEDIAN BY LIST PRICE		
	\$0-\$100	95	\$700-\$800
	\$100-\$150	50	\$800-\$900
	\$150-\$200	67	\$900-\$1,000 105
	\$200-\$250	40	\$1,000+
	\$250-\$300	55	
	\$300-\$350	37	
	\$350-\$400	157	
	\$400-\$450		
	\$450-\$500	88	
	\$500-\$600	81	
	\$600-\$700	192	

ACTIVE LISTINGS BY PRICE POINT			
			
\$0-\$100	229	\$300-\$350	12
\$100-\$150	35	\$350-\$400	9
\$150-\$200	60	\$400-\$450	5
\$200-\$250	41	\$450-\$500	8
\$250-\$300	32	\$500-\$600	3
		\$600-\$700	3
		\$700-\$800	4
		\$800-\$900	4
		\$900-1,000	3
		\$1,000+	9



# OF SALES BY SELLING PRICE	\$0-\$100	\$350-\$400	\$800-\$900
	64	1	0
	\$100-\$150	\$400-\$450	\$900-\$1,000
	7	0	1
	\$150-\$200	\$450-\$500	\$1,000+
	18	1	0
	\$200-\$250	\$500-\$600	
	12	2	
	\$250-\$300	\$600-\$700	
	9	1	
	\$300-\$350	\$700-\$800	
	6	0	

MEDIAN LIST PRICE	Single Family:	Condo / Co-Op:
	 \$172,450	 \$143,000
	Lot & Land:	Multi-Family :
	 \$440,000	 \$274,450
		Residential Rental:
		 \$2,400