





WESTON
REAL
ESTATE
TRENDS

HOUSING
MARKET
REPORT
NOV. 2019

MEDIAN
SALES
PRICE

Condo /
Co-Op:

\$

Single Family:

\$647,750

Multi Family:

\$



CUMULATIVE DAYS ON MARKET MEDIAN BY LIST PRICE

\$0-\$100	230	\$700-\$800	
\$100-\$150		\$800-\$900	314
\$150-\$200	73	\$900-\$1,000	218
\$200-\$250		\$1,000+	162
\$250-\$300			
\$300-\$350	124		
\$350-\$400	19		
\$400-\$450			
\$450-\$500			
\$500-\$600	208		
\$600-\$700	91		


ACTIVE LISTINGS BY PRICE POINT



\$0-\$100	19	\$300-\$350	3	\$600-\$700	22
\$100-\$150	0	\$350-\$400	2	\$700-\$800	16
\$150-\$200	1	\$400-\$450	3	\$800-\$900	16
\$200-\$250	3	\$450-\$500	10	\$900-1,000	14
\$250-\$300	9	\$500-\$600	18	\$1,000+	39








OF
SALES BY
SELLING
PRICE



\$0-\$100	1	\$350-\$400	1	\$800-\$900	1
\$100-\$150	2	\$400-\$450	0	\$900-\$1,000	1
\$150-\$200	0	\$450-\$500	0	\$1,000+	3
\$200-\$250	0	\$500-\$600	3		
\$250-\$300	0	\$600-\$700	1		
\$300-\$350	1	\$700-\$800	0		

MEDIAN
LIST
PRICE

Single Family:  \$699,900	Condo / Co-Op:  \$	
Lot & Land:  \$	Multi-Family :  \$	Residential Rental:  \$3,950