




DANBURY
REAL
ESTATE
TRENDS


HOUSING
MARKET
REPORT
NOV. 2019

MEDIAN
SALES
PRICE


Condo /
Co-Op:

\$278,750

Single Family:

\$291,500

Multi Family:

\$323,500


CUMULATIVE DAYS ON MARKET MEDIAN BY LIST PRICE		
	\$0-\$100	45
	\$100-\$150	52
	\$150-\$200	43
	\$200-\$250	55
	\$250-\$300	80
	\$300-\$350	54
	\$350-\$400	54
	\$400-\$450	
	\$450-\$500	82
	\$500-\$600	112
	\$600-\$700	45
	\$700-\$800	



ACTIVE LISTINGS BY PRICE POINT			
			
\$0-\$100	94	\$300-\$350	55
\$100-\$150	20	\$350-\$400	32
\$150-\$200	22	\$400-\$450	25
\$200-\$250	22	\$450-\$500	19
\$250-\$300	41	\$500-\$600	37
		\$600-\$700	11
		\$700-\$800	3
		\$800-\$900	2
		\$900-1,000	1
		\$1,000+	5





# OF SALES BY SELLING PRICE 	\$0-\$100	32	\$350-\$400	8	\$800-\$900	0
	\$100-\$150	3	\$400-\$450	2	\$900-\$1,000	0
	\$150-\$200	9	\$450-\$500	1	\$1,000+	0
	\$200-\$250	5	\$500-\$600	4		
	\$250-\$300	12	\$600-\$700	3		
	\$300-\$350	10	\$700-\$800	0		

MEDIAN
LIST
PRICE

Lot & Land:

\$40,000

Single Family:

\$357,450
Multi-Family :

\$462,450

Condo /
Co-Op:

\$305,280
Residential
Rental:

\$2,500