



WOODBIDGE
REAL
ESTATE
TRENDS

HOUSING
MARKET
REPORT
NOV. 2019



MEDIAN
SALES
PRICE

Condo /
Co-Op:

\$

Single Family:

\$597,500

Multi Family:

\$



CUMULATIVE DAYS ON MARKET MEDIAN BY LIST PRICE

\$0-\$100	50	\$700-\$800	309
\$100-\$150		\$800-\$900	100
\$150-\$200		\$900-\$1,000	
\$200-\$250		\$1,000+	
\$250-\$300	78		
\$300-\$350	81		
\$350-\$400	108		
\$400-\$450			
\$450-\$500	25		
\$500-\$600	69		
\$600-\$700	1140		


ACTIVE LISTINGS BY PRICE POINT



\$0-\$100	10	\$300-\$350	6	\$600-\$700	3
\$100-\$150	2	\$350-\$400	6	\$700-\$800	3
\$150-\$200	5	\$400-\$450	7	\$800-\$900	1
\$200-\$250	0	\$450-\$500	4	\$900-1,000	1
\$250-\$300	4	\$500-\$600	10	\$1,000+	3




OF
SALES BY
SELLING
PRICE



\$0-\$100	2	\$350-\$400	1	\$800-\$900	2
\$100-\$150	0	\$400-\$450	1	\$900-\$1,000	0
\$150-\$200	0	\$450-\$500	0	\$1,000+	0
\$200-\$250	0	\$500-\$600	1		
\$250-\$300	2	\$600-\$700	1		
\$300-\$350	0	\$700-\$800	2		

MEDIAN
LIST
PRICE



Lot & Land:

\$

Single Family:

\$386,950

Multi-Family :

\$

Condo /
Co-Op:

\$
Residential
Rental:

\$2,600