


MONROE  
REAL  
ESTATE  
TRENDS

HOUSING  
MARKET  
REPORT  
NOV. 2019



MEDIAN  
SALES  
PRICE

Condo /  
Co-Op:  
  
\$139,000

Single Family:  
  
\$359,900

Multi Family:  
  
\$

CUMULATIVE DAYS ON MARKET MEDIAN BY LIST PRICE



\$0-\$100	25	\$700-\$800	208
\$100-\$150	66	\$800-\$900	
\$150-\$200	95	\$900-\$1,000	
\$200-\$250	48	\$1,000+	
\$250-\$300	74		
\$300-\$350	40		
\$350-\$400	141		
\$400-\$450	38		
\$450-\$500	150		
\$500-\$600	425		
\$600-\$700	40		


ACTIVE LISTINGS BY PRICE POINT



\$0-\$100	13	\$300-\$350	13	\$600-\$700	12
\$100-\$150	10	\$350-\$400	19	\$700-\$800	3
\$150-\$200	12	\$400-\$450	18	\$800-\$900	0
\$200-\$250	9	\$450-\$500	16	\$900-1,000	0
\$250-\$300	15	\$500-\$600	15	\$1,000+	2








# OF  
SALES BY  
SELLING  
PRICE



\$0-\$100	4	\$350-\$400	6	\$800-\$900	0
\$100-\$150	5	\$400-\$450	3	\$900-\$1,000	0
\$150-\$200	0	\$450-\$500	1	\$1,000+	0
\$200-\$250	5	\$500-\$600	1		
\$250-\$300	2	\$600-\$700	2		
\$300-\$350	5	\$700-\$800	1		

MEDIAN  
LIST  
PRICE

Single Family:  
  
\$339,450  
Lot & Land:  
  
\$852,500

Condo /  
Co-Op:  
  
\$202,400  
Multi-Family :  
  
\$  
Residential  
Rental:  
  
\$3,050