






BOLTON
REAL
ESTATE
TRENDS

HOUSING
MARKET
REPORT
NOV. 2019


MEDIAN
SALES
PRICE

Condo /
Co-Op:

\$

Single Family:

\$306,500

Multi Family:

\$






CUMULATIVE DAYS ON MARKET MEDIAN BY LIST PRICE		
	\$0-\$100	
	\$100-\$150	
	\$150-\$200	
	\$200-\$250	
	\$250-\$300	284
	\$300-\$350	73
	\$350-\$400	156
	\$400-\$450	
	\$450-\$500	
	\$500-\$600	204
	\$600-\$700	
	\$700-\$800	

ACTIVE LISTINGS BY PRICE POINT			
			
\$0-\$100	3	\$300-\$350	3
\$100-\$150	3	\$350-\$400	1
\$150-\$200	3	\$400-\$450	4
\$200-\$250	2	\$450-\$500	0
\$250-\$300	5	\$500-\$600	1
		\$600-\$700	2
		\$700-\$800	0
		\$800-\$900	0
		\$900-1,000	0
		\$1,000+	0



# OF SALES BY SELLING PRICE	\$0-\$100	0	\$350-\$400	1	\$800-\$900	0
	\$100-\$150	0	\$400-\$450	0	\$900-\$1,000	0
	\$150-\$200	0	\$450-\$500	0	\$1,000+	0
	\$200-\$250	0	\$500-\$600	1		
	\$250-\$300	2	\$600-\$700	0		
	\$300-\$350	1	\$700-\$800	0		

MEDIAN
LIST
PRICE

Single Family:  \$348,950	Condo / Co-Op:  \$	
Lot & Land:  \$	Multi-Family :  \$	Residential Rental:  \$