




HAMDEN
REAL
ESTATE
TRENDS

HOUSING
MARKET
REPORT
NOV. 2019

MEDIAN
SALES
PRICE

Condo /
Co-Op:

\$142,500

Single Family:

\$210,000

Multi Family:

\$209,500



CUMULATIVE DAYS ON MARKET MEDIAN BY LIST PRICE

\$0-\$100	51	\$700-\$800
\$100-\$150	36	\$800-\$900
\$150-\$200	98	\$900-\$1,000
\$200-\$250	72	\$1,000+
\$250-\$300	45	
\$300-\$350	66	
\$350-\$400	148	
\$400-\$450		
\$450-\$500		
\$500-\$600		
\$600-\$700		


ACTIVE LISTINGS BY PRICE POINT



\$0-\$100	87	\$300-\$350	17	\$600-\$700	2
\$100-\$150	37	\$350-\$400	16	\$700-\$800	1
\$150-\$200	55	\$400-\$450	8	\$800-\$900	4
\$200-\$250	67	\$450-\$500	4	\$900-1,000	1
\$250-\$300	36	\$500-\$600	2	\$1,000+	2








OF
SALES BY
SELLING
PRICE



\$0-\$100	25	\$350-\$400	3	\$800-\$900	0
\$100-\$150	8	\$400-\$450	0	\$900-\$1,000	0
\$150-\$200	17	\$450-\$500	0	\$1,000+	0
\$200-\$250	9	\$500-\$600	0		
\$250-\$300	9	\$600-\$700	0		
\$300-\$350	4	\$700-\$800	0		

MEDIAN
LIST
PRICE

Single Family:	Condo / Co-Op:	
		
\$244,500	\$128,250	
Lot & Land:	Multi-Family :	Residential Rental:
		
\$64,250	\$185,000	\$2,800